

Revenues & Spending

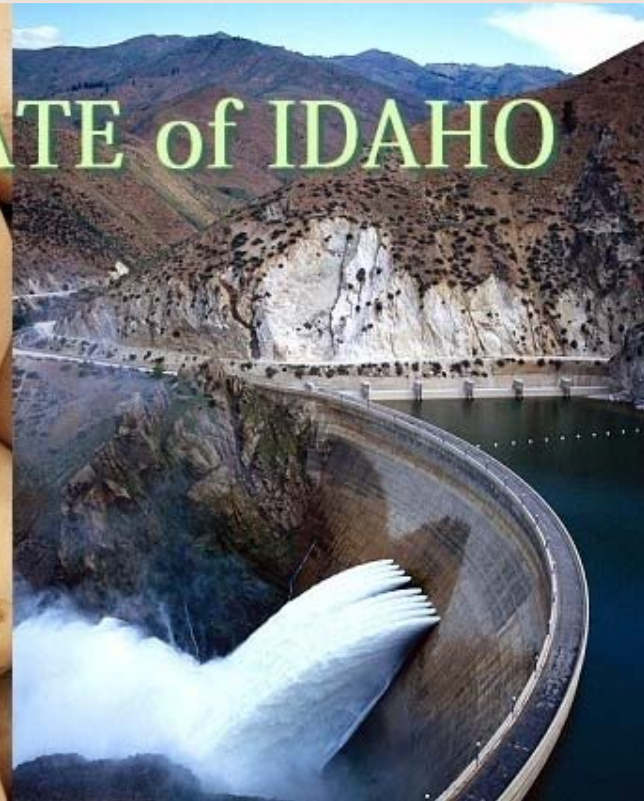
2006 – 2009 and Beyond

Cathy Holland-Smith

Legislative Services Office

Manager Budget & Policy Analysis

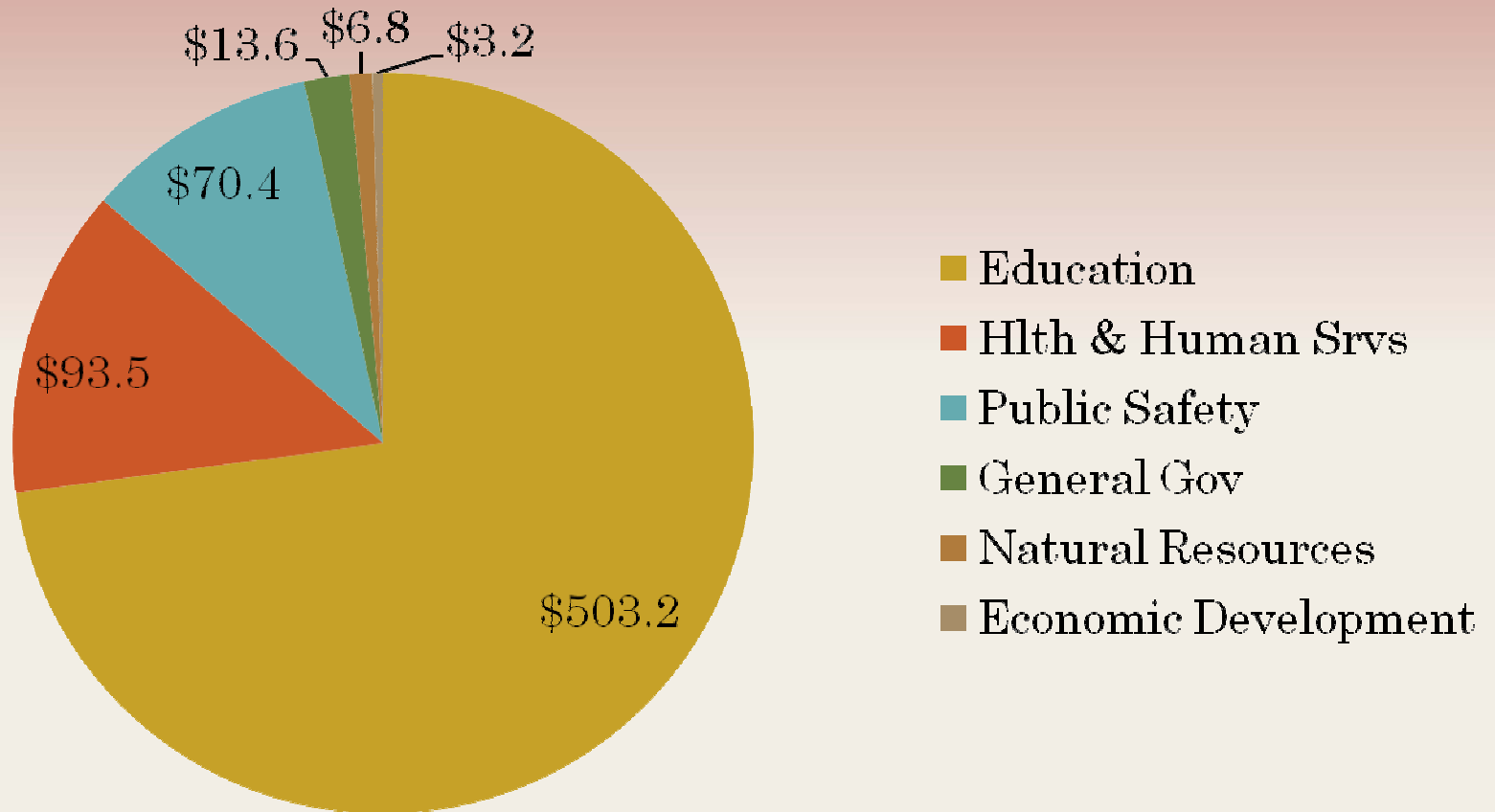
www.legislature.idaho.gov/budget/publications.htm



Where Did the Money Go?

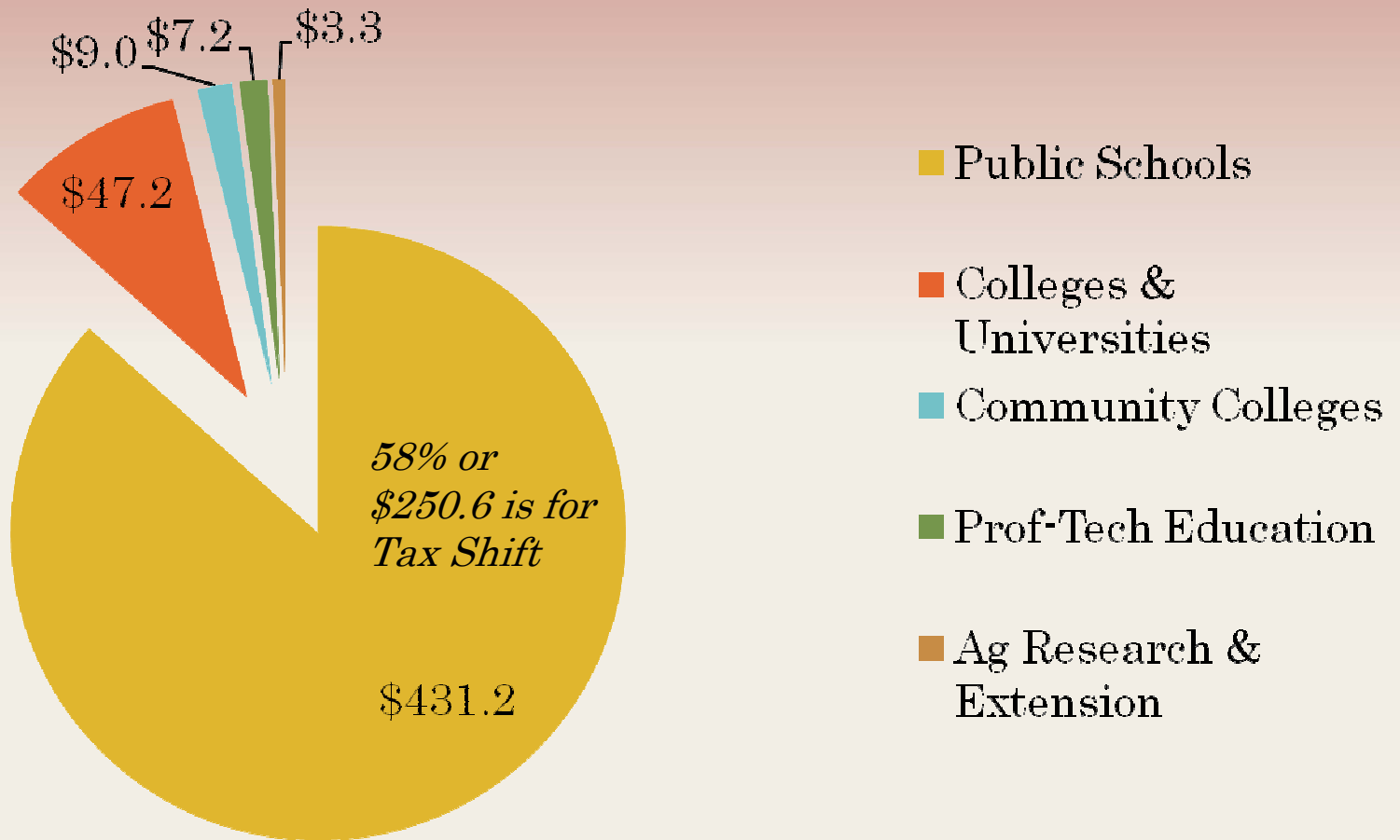
1. Increased Ongoing Spending
2. Transferred Dollars to Dedicated Funds
 - To Spend
 - To Save
3. Provided Tax Relief
 - Reduced Taxes to the General Fund
 - Reduced Property Taxes

\$691 Million in New Funding



\$503 Million for Education

73% of the Total



Maintenance Items	Millions	% Tot
1. Nondiscretionary/Statutory	\$149.0	22%
2. Pay and Benefits	159.8	23%
3. Public Schools/Prop Tax Fund Shift	250.6	36%
4. Total	\$559.4	81%
New and Expanded Programs		
5. Education	75.9	11%
6. Health & Human Services	15.2	2%
7. Public Safety	29.2	4%
8. Natural Resources	2.5	0.4%
9. Economic Development	2.5	0.4%
10. General Government	6.0	0.8%
11. Total	\$131.3	19%
12. Grand Total	\$690.7	100%

General Fund Transfers \$497.6M

2006 Session

- FY 2006
- Transferred Out \$97.7M

2007 & 2008 Sessions

- FY 2008
- Transferred Out \$90.5M

2006 & 2007 Sessions

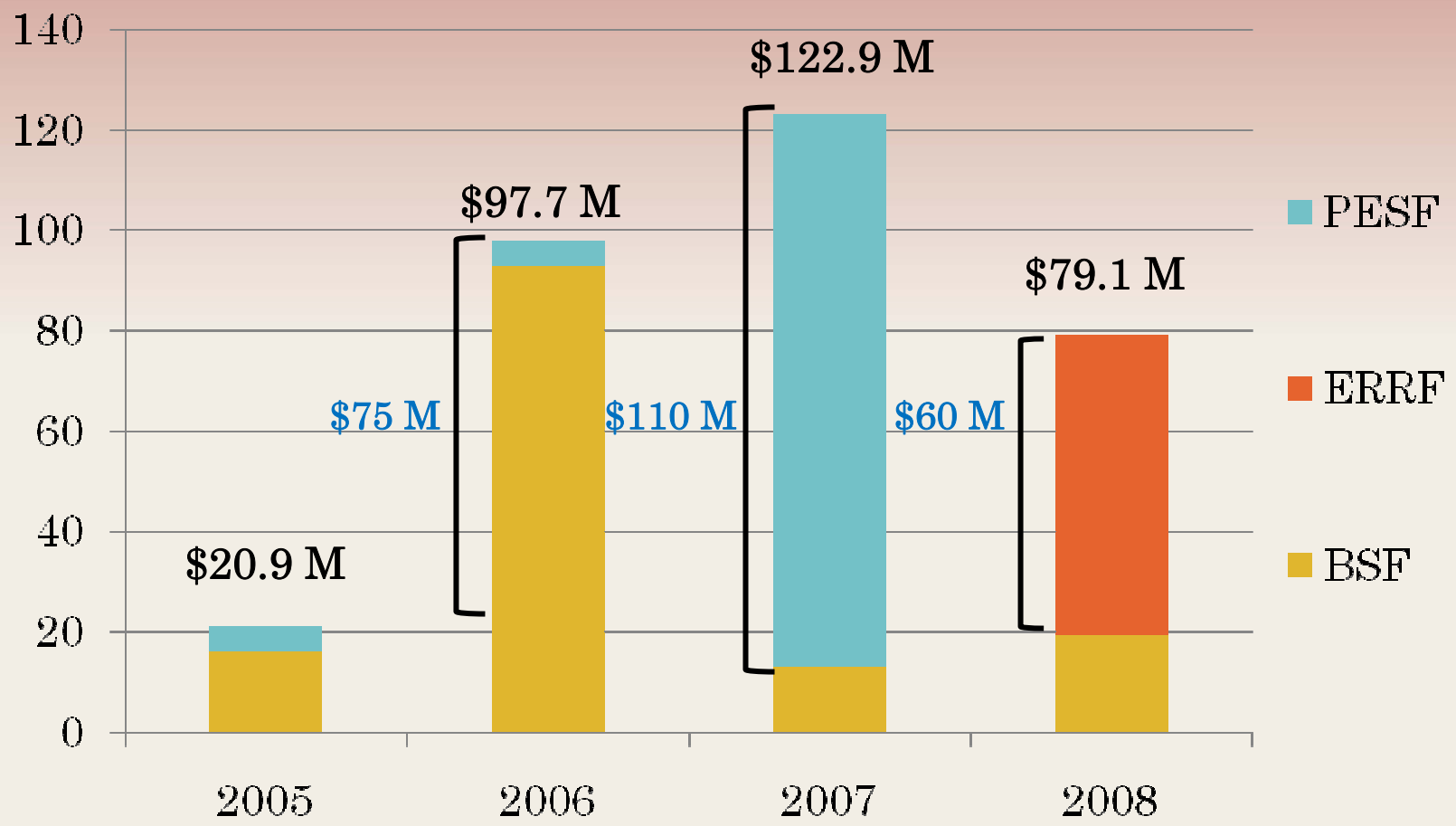
- FY 2007
- Transferred Out \$286.5M

2008 & 2009 Sessions

- FY 2009
- Transferred Out \$50M in 2008
- Transferred In \$27.1M in 2009

Reserve Fund Deposits \$320.6M

\$245 M or 76% was not mandated



Tax Changes to the Gen Fund

✓ FY 2007

- Net Tax Relief \$8.2M

✓ FY 2008

- Net Tax Relief \$8.2M Previous Year
- Net Tax Relief \$3.4M

✓ FY 2009

- Net Tax Relief \$11.6M Previous Years
- Net Tax Relief \$62M

Property Tax Relief (millions)

	FY2007	FY2008	FY2009	3 Years
Property Tax Relief	(260.0)	(302.9)	(316.2)	(879.1)
Sales Tax 6 th Cent	143.1	221.6	199.2	563.9
Impact to Taxpayers	(\$116.9)	(\$81.3)	(\$117.0)	(\$315.2)

Where Did the Money Go?

1. Increased Ongoing Spending by \$691M
 - FY 2006 = \$2,178.6 million
 - FY 2009 = \$2,869.4 million
2. Transferred \$497.6M to Dedicated Funds
 - Budget Stabilization Fund (BSF) = \$140.6M
 - Public Education Stabilization Fund (PESF) = \$120M
 - Economic Recovery Reserve Fund (ERRF) = \$60M
3. Cumulative Tax Relief of \$408.6M
 - Reduced Taxes to General Fund by \$93.4M
 - Reduced Property Taxes by \$315.2M

Still Work to Be Done

