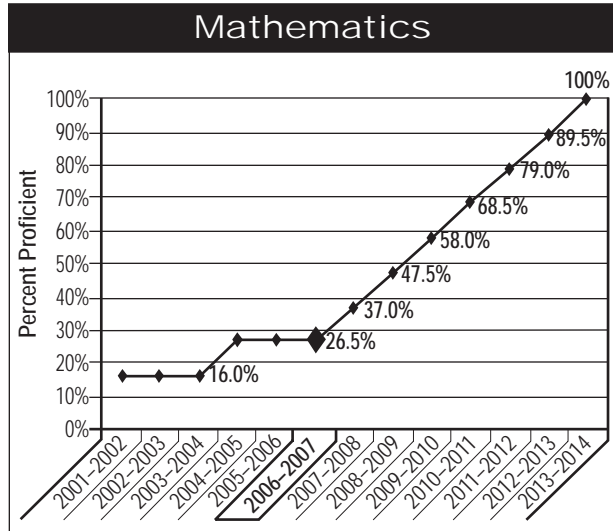
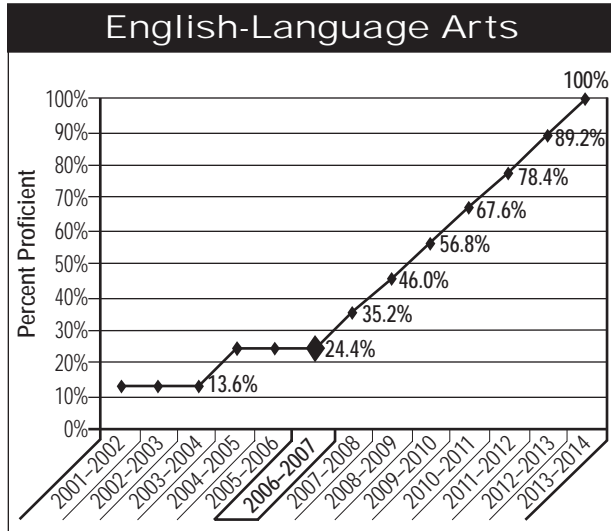


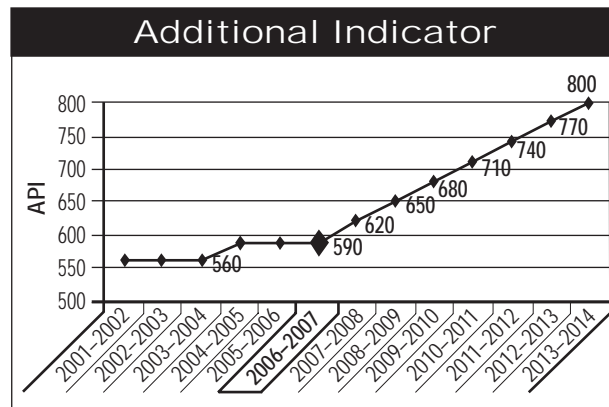
AYP Targets, 2002–2014

Elementary Schools, Middle Schools, and Elementary School Districts

- Participation Rate – 95% (schoolwide/LEA-wide and subgroups)
- Percent Proficient – Annual Measurable Objectives (AMOs)¹ (schoolwide/LEA-wide and subgroups)



- Additional Indicator – Growth in the API of at least one point OR a minimum API score (schoolwide/LEA-wide)



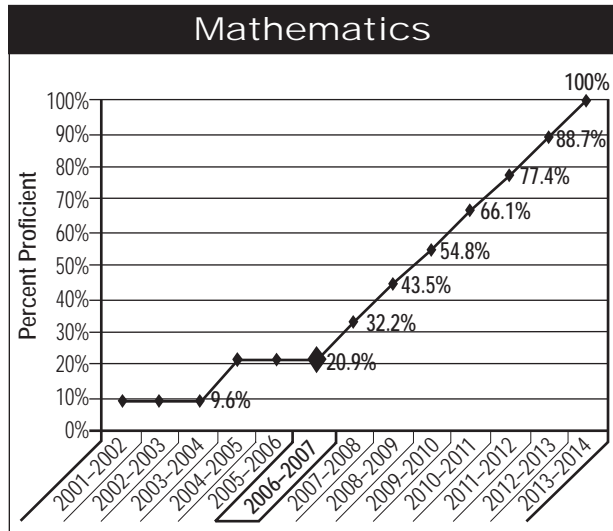
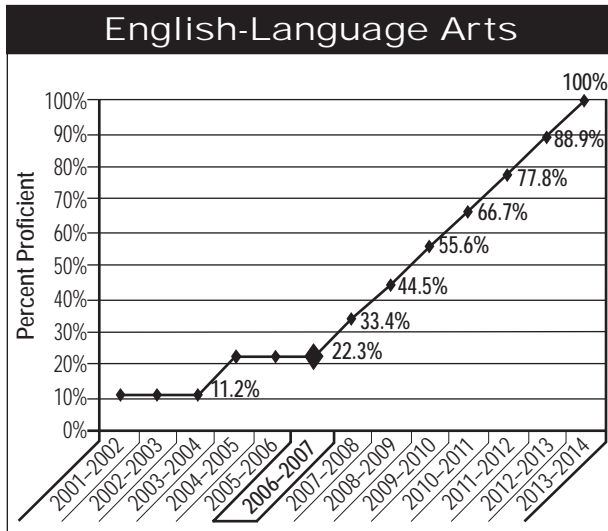
A local educational agency (LEA) is a school district or county office of education.

¹ AMO targets are level at two time intervals between 2002 and 2007 and then increase yearly to 2014. This pattern was established to reflect the expectation that the strongest academic gains in schools and LEAs are likely to occur in later years (after alignment of instruction with state content standards, after schools and LEAs have the opportunity for increased capacity, and after a highly qualified teacher is in every classroom).

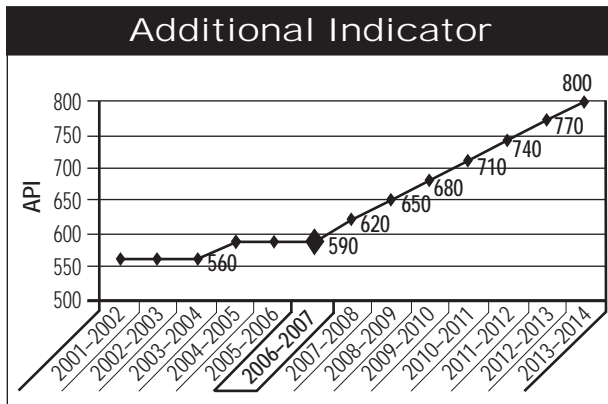
AYP Targets, 2002-2014 (continued)

High Schools and High School Districts (with students in any of grades nine through twelve)

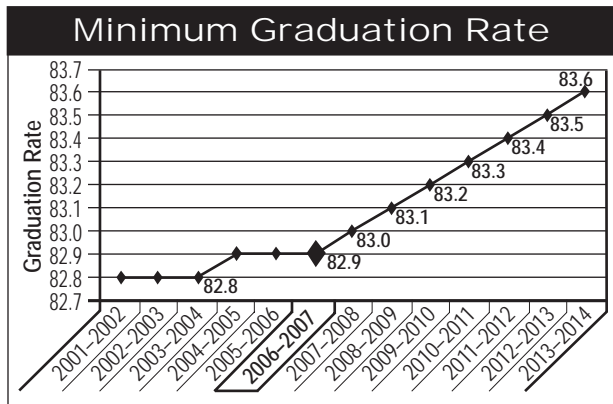
- Participation Rate – 95% (schoolwide/LEA-wide and subgroups)
- Percent Proficient – Annual Measurable Objectives (AMOs)¹ (schoolwide/LEA-wide and subgroups)



- Additional Indicator – Growth in the API of at least one point OR a minimum API score (schoolwide/LEA-wide)



- Minimum graduation rate OR improvement of at least 0.1 from the previous year's rate OR improvement in the rate of at least 0.2 in the average two-year rate (schoolwide/LEA-wide)



A local educational agency (LEA) is a school district or county office of education.

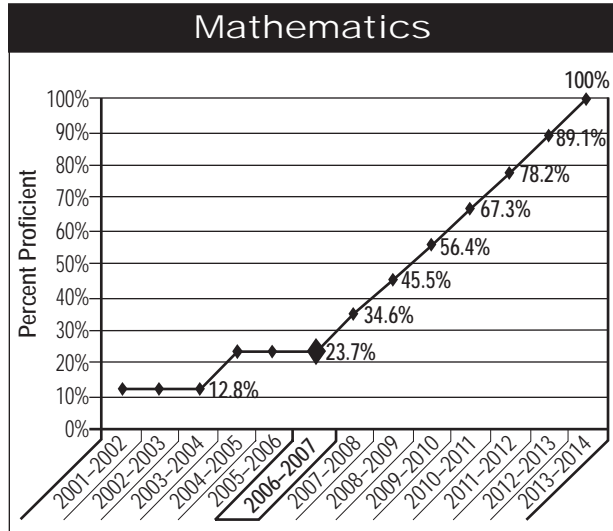
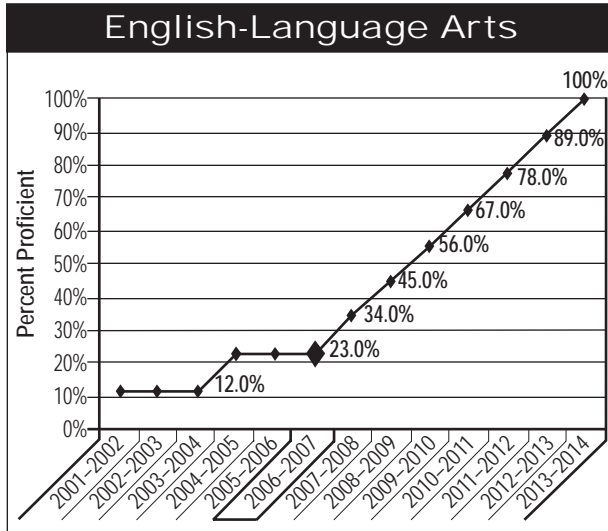
¹ AMO targets are level at two time intervals between 2002 and 2007 and then increase yearly to 2014. This pattern was established to reflect the expectation that the strongest academic gains in schools and LEAs are likely to occur in later years (after alignment of instruction with state content standards, after schools and LEAs have the opportunity for increased capacity, and after a highly qualified teacher is in every classroom).

AYP Targets, 2002-2014 (continued)

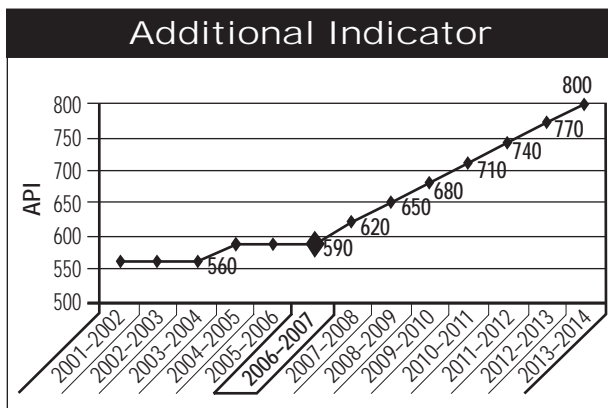
Unified School Districts, High School Districts, and County Offices of Education (COEs)

(with students in any of grades two through eight and nine through twelve)

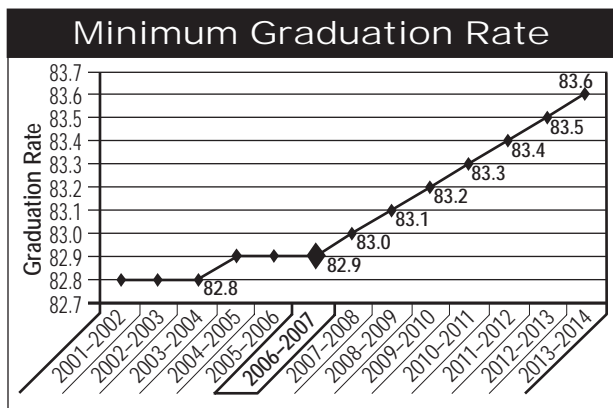
- Participation Rate – 95% (LEA-wide and subgroups)
- Percent Proficient – Annual Measurable Objectives¹ (AMOs) (LEA-wide and subgroups)



- Additional Indicator – Growth in the API of at least one point OR a minimum API score (LEA-wide)



- Minimum graduation rate OR improvement of at least 0.1 from the previous year's rate OR improvement in the rate of at least 0.2 in the average two-year rate (LEA-wide)



A local educational agency (LEA) is a school district or county office of education.

¹ AMO targets are level at two time intervals between 2002 and 2007 and then increase yearly to 2014. This pattern was established to reflect the expectation that the strongest academic gains in schools and LEAs are likely to occur in later years (after alignment of instruction with state content standards, after schools and LEAs have the opportunity for increased capacity, and after a highly qualified teacher is in every classroom).